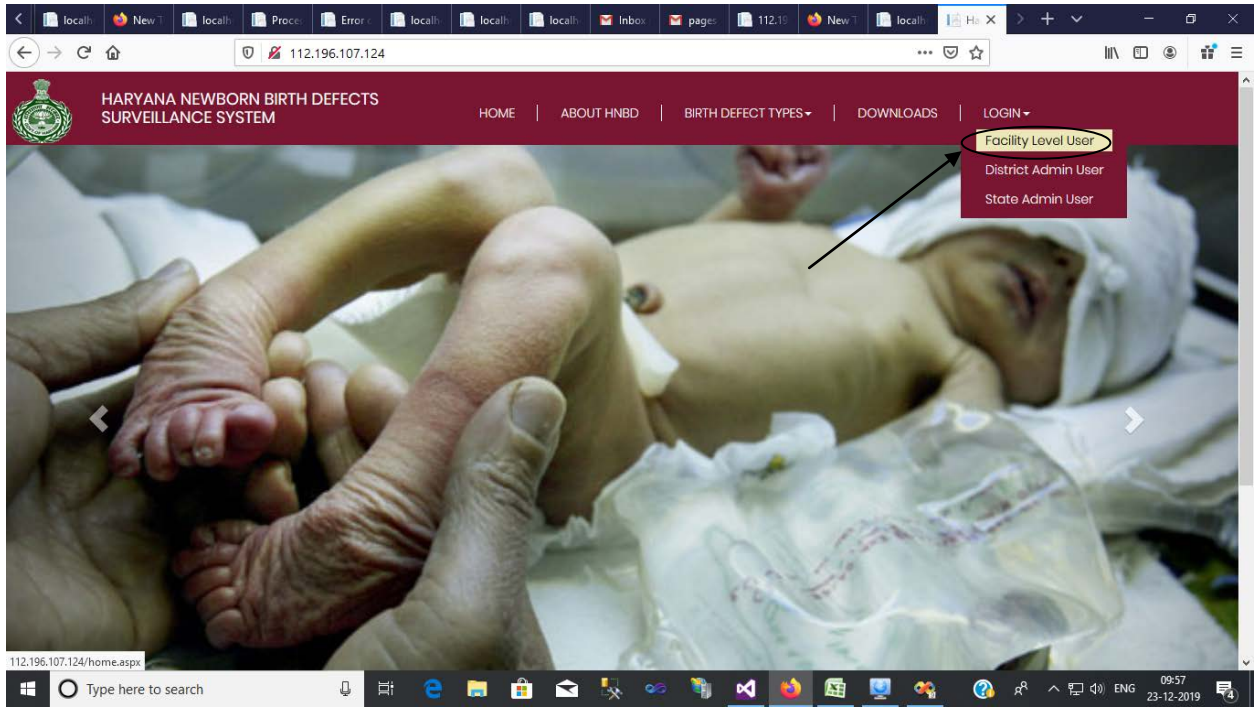


User Manual
Haryana Newborn Birth
Defect Portal

Enter the url in your browser

<http://117.240.196.238:28/>

1. Hover on Login and Click on Facility Level User



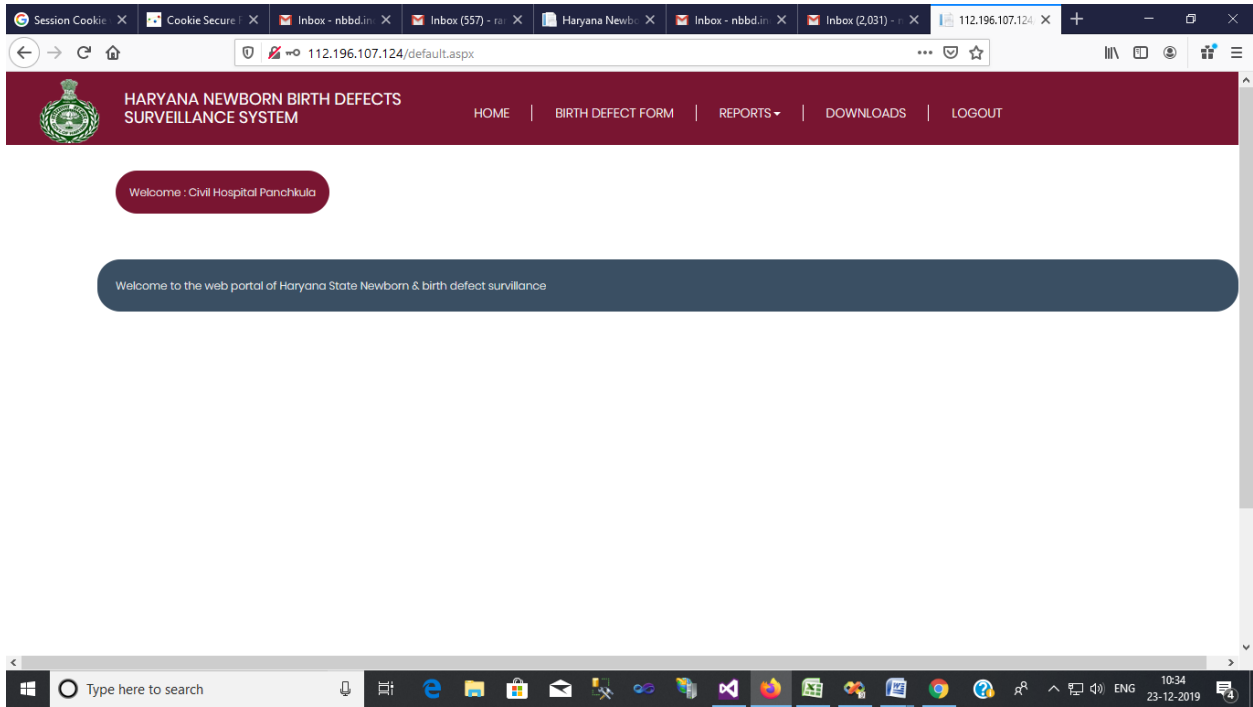
2. Select District, Institute type and Institute name,



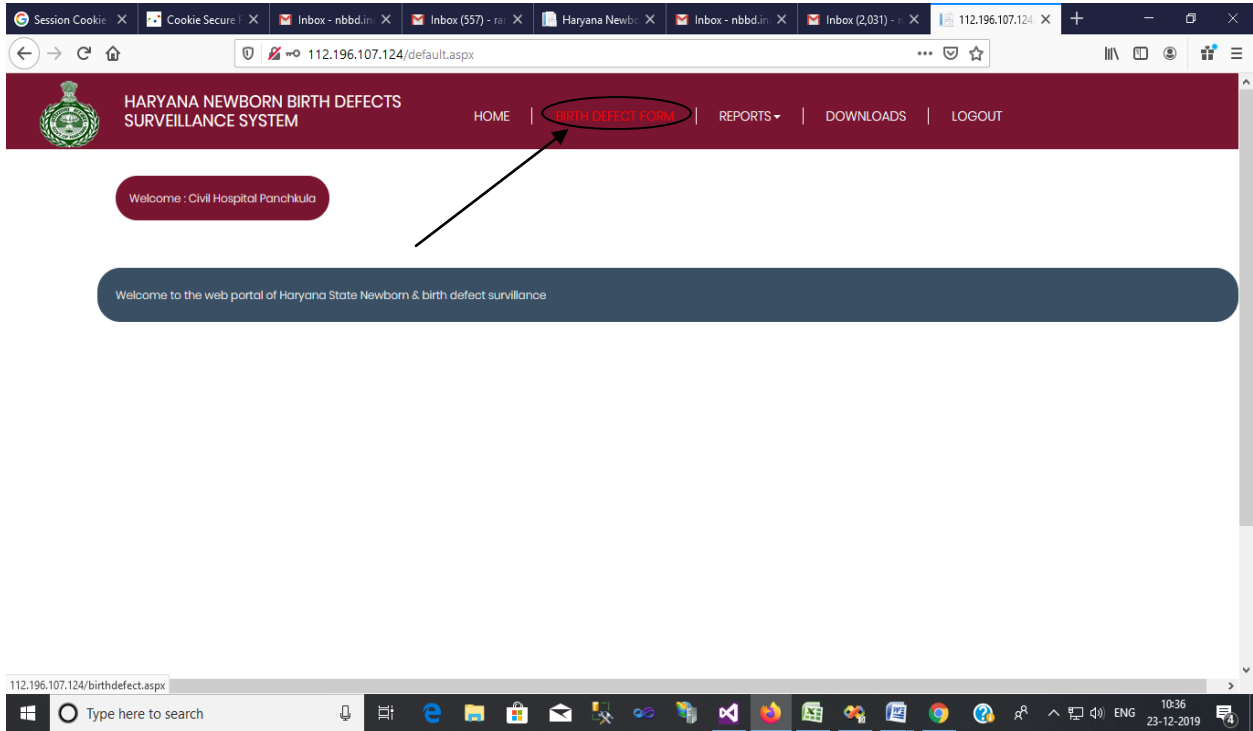
3. Enter password and click on Login.

A screenshot of a web browser displaying the login page for the Haryana Newborn Birth Defects Surveillance System. The browser's address bar shows the URL 112.196.107.124/home.aspx. The page header is dark red with the system's name and a navigation menu including HOME, ABOUT HNBD, BIRTH DEFECT TYPES, DOWNLOADS, and LOGIN. The main content area is light beige and contains two panels. The left panel, titled 'Instructions for user', lists requirements for users and includes a 'Back' button. The right panel, titled 'Sign-in', contains a form with dropdown menus for 'Select District' (Panchkula), 'Select Institute Type' (GH), and 'Select Institute' (Civil Hospital Panchkula), followed by a password field and a green 'login' button. An arrow points to the 'login' button. The Windows taskbar at the bottom shows the search bar, taskbar icons, and system tray with the date 23-12-2019 and time 10:26.

4. After successful login user can see the Welcome Screen as shown below:-



5. Click on the link for Birth Defect Form as shown below:-



6. Select whether the Newborn is Inborn or outborn by selecting the respective Radio Button.

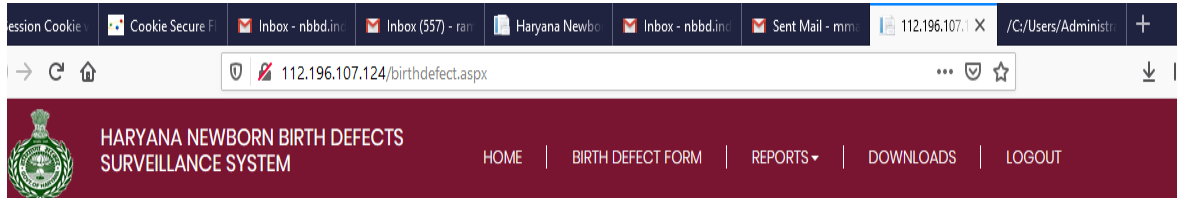
The screenshot shows a web browser window with the following elements:

- Browser Tabs:** Session Cookie, Cookie Secure, Inbox - nbbd.in, Inbox (557) - ra, Haryana Newb..., Inbox - nbbd.in, Inbox (2,031) - , 112.196.107.124
- Address Bar:** 112.196.107.124/birthdefect.aspx
- Header:** HARYANA NEWBORN BIRTH DEFECTS SURVEILLANCE SYSTEM. Navigation links: HOME | BIRTH DEFECT FORM | REPORTS | DOWNLOADS | LOGOUT.
- Welcome Message:** Welcome : Civil Hospital Panchkula
- Form:** Contains two radio buttons: In-born and Out-born.
- Taskbar:** Windows search bar, taskbar icons (Edge, File Explorer, Mail, etc.), system tray showing time 10:44 and date 23-12-2019.

7. On selecting the Inborn, the Birth Defect Form will be shown (with 5 Sections) as below:-

Section I : Basic Information

User has to fill all the required fields shown below in the Section I.



Welcome : Civil Hospital Panchkula

In-born Out-born

Defect Detected at Mother's UHID * Mother's Aadhar Number * Baby's Aadhar No.

 Labour Room SNCU PNW

1.Basic Information

Father's Name	<input type="text" value="Father's Name"/>	Mother's Name	<input type="text" value="Mother name"/>	
Address	<input type="text" value="Village/Town name"/>			
District	<input type="text" value="Select"/>	Tehsil	<input type="text" value="Select"/>	
Mobile Number	<input type="text" value="Mobile number"/>			
Date of Delivery	<input type="text"/>	Mode of Delivery*	<input type="text" value="Select"/>	
Plurality*	<input type="text" value="Select"/>	Gestation Age*	<input type="text"/> weeks & <input type="text"/> days	
Sex	<input type="text" value="Select"/>	Baby Weight	<input type="text"/> (in grams)	
Head Circumference	<input type="text"/> <input type="text"/> (in cm with decimals (e.g. 35.49))		Mother's Age * (Completed years)	<input type="text"/>
Parental Consanguinity	<input type="radio"/> Yes <input type="radio"/> No <input type="radio"/> Unknown		Outcome*	<input type="text" value="Select"/>

Section II: History of Birth Defects

After completing Section I, User has to fill the below mentioned details:

2. History of Birth Defects

Previous Termination of Pregnancy for Birth Defects

Yes No

Previous Stillbirth

Yes No

Previous Spontaneous Abortion(s)

Yes No

Birth Defect in Previous Live Birth?*

Yes No

Iron/Folic Acid* (during pregnancy/pre-conception)

Yes No Unknown

Whether any religious/social medicine taken

Yes No

Section III. Type of Birth Defect(s):

Select the Category and Name of the birth defect (as per Annexure I given below). User can enlist any number of birth defects(in case of more than one birth defects) in the web portal with a maximum of 4 photographs(size of each photograph not exceeding 200KB) per defect.

HARYANA NEWBORN BIRTH DEFECTS SURVEILLANCE SYSTEM

HOME | BIRTH DEFECT FORM | REPORTS ▾ | DOWNLOADS | LOGOUT

3.Type of Birth Defect(s)

Major Birth Defect	Full Description	Code(ICD-10)	Birth Defect Reporting Date*	Image Upload (Max 4)	Confirm/Possible
Select ▾	<input type="text"/>	<input type="text"/>	<input type="text"/>	<input type="button" value="Browse..."/> No file _lected. <input type="button" value="Browse..."/> No file _lected. <input type="button" value="Browse..."/> No file _lected. <input type="button" value="Browse..."/> No file _lected.	Select ▾ <input type="button" value="Add"/>
Minor Birth Defect ▾				* Image size should be less than 200kb	

Mother UHID: _____

Baby of _____

Date of filling Annexure _____

Annexure-I

Categorisation of Birth Defects(based on WHO ICD 10 Classification)

Sr. No	Category of Birth Defect	ICD 10	Name of the Birth Defect
1	Congenital Malformations of the Nervous System	Q00	Anencephaly and similar malformations
		Q01	Encephalocele
		Q02	Microcephaly
		Q03	Congenital hydrocephalus
		Q04	Other congenital malformations of the brain
		Q05	Spina bifida (SB)
		Q06	Other congenital malformations of spinal cord
		Q07	Other congenital malformations of nervous system
2	Congenital malformations of eye, ear, face and neck	Q10	Congenital malformations of eyelid, lacrimal apparatus and orbit
		Q11	Anophthalmos, microphthalmos and macropthalmos
		Q12	Congenital lens malformations
		Q13	Congenital malformations of anterior segment of eye
		Q14	Congenital malformations of posterior segment of eye
		Q15	Other congenital malformations of eye
		Q16	Congenital malformations of ear causing impairment of hearing
		Q17	Other congenital malformations of ear
		Q18	Other congenital malformations of face and neck
3	Congenital malformations of the circulatory system	Q20	Congenital malformations of cardiac chambers and connections
		Q21	Congenital malformations of cardiac septa
		Q22	Congenital malformations of pulmonary and tricuspid valves
		Q23	Congenital malformations of aortic and mitral valves
		Q24	Other congenital malformations of heart
		Q25	Congenital malformations of great arteries
		Q26	Congenital malformations of great veins
		Q27	Other congenital malformations of peripheral vascular system
		Q28	Other congenital malformations of circulatory system
4	Congenital malformations of the respiratory system	Q30	Congenital malformations of nose
		Q31	Congenital malformations of larynx
		Q32	Congenital malformations of trachea and bronchus
		Q33	Congenital malformations of lung

Sr. No	Category of Birth Defect	ICD 10	Name of the Birth Defect
		Q34	Other congenital malformations of respiratory system
5	Cleft lip and cleft palate	Q35	Cleft palate
		Q36	Cleft lip
		Q37	Cleft palate with cleft lip
6	Other congenital malformations of the digestive system	Q38	Other congenital malformations of tongue, mouth and pharynx
		Q39	Congenital malformations of oesophagus
		Q40	Other congenital malformations of upper alimentary tract
		Q41	Congenital absence, atresia and stenosis of small intestine
		Q42	Congenital absence, atresia and stenosis of large intestine
		Q43	Other congenital malformations of intestine
		Q44	Congenital malformations of gallbladder, bile ducts and liver
		Q45	Other congenital malformations of digestive system
7	Congenital Malformations of Genital Organs	Q50	Congenital malformations of ovaries, fallopian tubes and broad ligaments
		Q51	Congenital malformations of uterus and cervix
		Q52	Other congenital malformations of female genitalia
		Q53	Undescended and ectopic testicle
		Q54	Hypospadias
		Q55	Other congenital malformations of male genital organs
		Q56	Indeterminate sex and pseudohermaphroditism
8	Congenital Malformations of the Urinary System	Q60	Renal agenesis and other reduction defects of kidney
		Q61	Cystic kidney disease
		Q62	Congenital obstructive defects of renal pelvis and congenital malformations of ureter
		Q63	Other congenital malformations of kidney
		Q64	Other congenital malformations of urinary system
9	Congenital Malformations of the Musculoskeletal System	Q65	Congenital deformities of hip
		Q66	Congenital deformities of feet
		Q67	Congenital musculoskeletal deformities of head, face, spine and chest
		Q68	Other congenital musculoskeletal deformities
		Q69	Polydactyly
		Q70	Syndactyly
		Q71	Reduction defects of upper limb
		Q72	Reduction defects of lower limb
		Q73	Reduction defects of unspecified limb
		Q74	Other congenital malformations of limb(s)

Sr. No	Category of Birth Defect	ICD 10	Name of the Birth Defect
		Q75	Other congenital malformations of skull and face bones
		Q76	Congenital malformations of spine and bony thorax
		Q77	Osteochondrodysplasia with defects of growth of tubular bones and spine
		Q78	Other osteochondrodysplasias
		Q79	Congenital malformations of the musculoskeletal system, not elsewhere classified
10	Other congenital malformations	Q80	Congenital ichthyosis
		Q81	Epidermolysis bullosa
		Q82	Other congenital malformations of skin
		Q83	Congenital malformations of breast
		Q84	Other congenital malformations of integument
		Q85	Phakomatoses, not elsewhere classified
		Q86	Congenital malformation syndromes due to known exogenous causes, not elsewhere classified
		Q87	Other specified congenital malformation syndromes affecting multiple systems
		Q89	Other congenital malformations, not elsewhere classified
11	Chromosomal abnormalities, not elsewhere classified	Q90	Down syndrome
		Q91	Edwards syndrome and Patau syndrome
		Q92	Other trisomies and partial trisomies of the autosomes, not elsewhere classified
		Q93	Monosomies and deletions from the autosomes, not elsewhere classified
		Q95	Balanced rearrangements and structural markers, not elsewhere classified
		Q96	Turner syndrome
		Q97	Other sex chromosome abnormalities, female phenotype, not elsewhere classified
		Q98	Other sex chromosome abnormalities, male phenotype, not elsewhere classified
		Q99	Other chromosome abnormalities, not elsewhere classified

Section IV Additional Information/Investigation to be filled by user, if any.

After completing the section III, user has to fill the information regarding the tests performed on foetus/newborn as shown below:

The screenshot displays a web browser window with the URL 112.196.107.124/birthdefect.aspx. The page header includes the Haryana Newborn Birth Defects Surveillance System logo and navigation links: HOME, BIRTH DEFECT FORM, REPORTS, DOWNLOADS, and LOGOUT. The main content area is titled "4. Additional Information/Investigation, if any" and contains the following fields:

- Indicate what tests have been performed for the fetus/ baby
- Chromosomal Analysis (Karyotype) Yes No
- Infantogram / Babygram Yes No
- 2-D Echo Yes No
- Ultrasound Abdomen Yes No
- Brain MRI Yes No
- Describe, if any additional information/investigation is known:
- Professional Type:
- Name of the Professional Filling the Form:
-

The Windows taskbar at the bottom shows the system time as 12:11 on 23-12-2019.

- After complete filling up of the form, Select the type of Professional filling the form along with the name
- Click on save button to submit the form.

Note: Fields marked with asterisk (*) are mandatory.